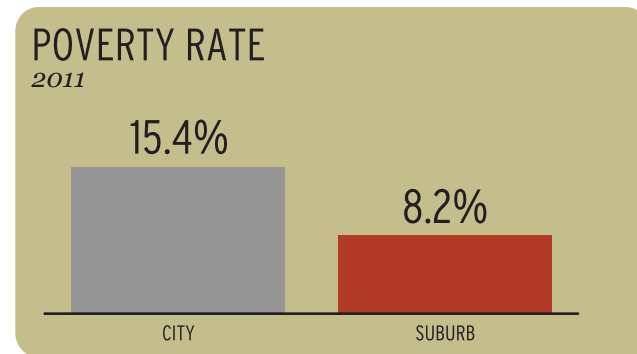
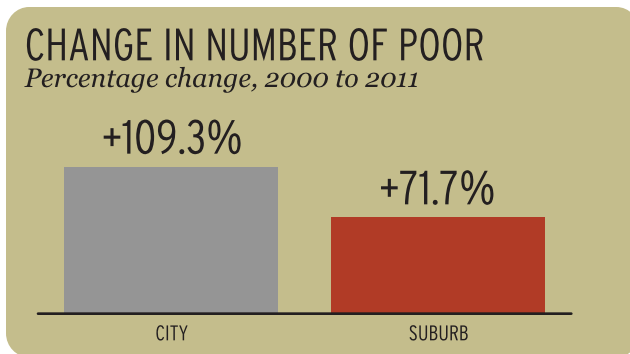
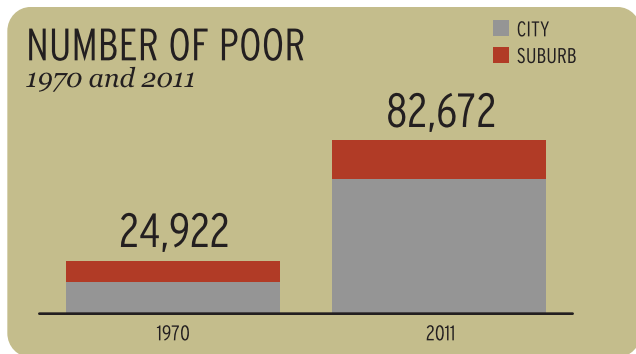


CONFRONTING SUBURBAN POVERTY IN AMERICA

Colorado Springs, CO Metro Area Profile

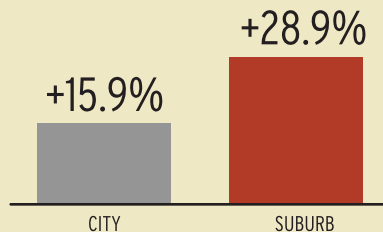


DRIVING FORCES

A number of factors help shape poverty trends over time:

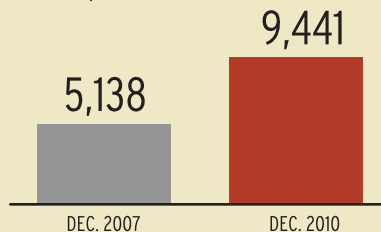
Population Change

Percentage change, 2000 to 2010



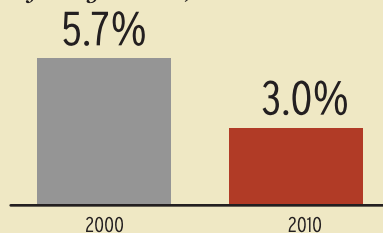
The Economy

Suburban unemployed population, Dec. 2007 and Dec. 2010



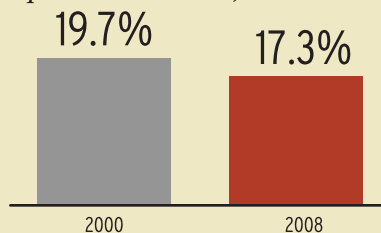
Immigration

Share of suburban poor who are foreign-born, 2000 and 2010



Housing

Share of housing choice voucher recipients in suburbs, 2000 and 2008

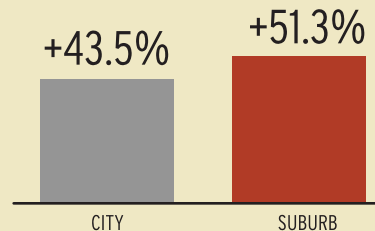


IMPLICATIONS

Shifting poverty affects existing services and infrastructure like:

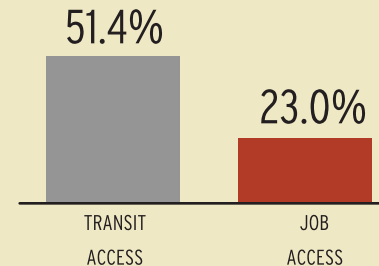
Schools

Percentage change in students receiving Free and Reduced Price Lunch, 2005-06 to 2009-10



Transportation

Share of residents in low-income suburbs with transit access, and share of jobs accessible via transit within 90 minutes



SOURCES

U.S. Census Bureau; U.S. Bureau of Labor Statistics; U.S. Department of Education; Covington, Freeman, and Stoll, "The Suburbanization of Housing Choice Voucher Recipients;" Tomer, Kneebone, Puentes, and Berube, "Missed Opportunity: Transit and Jobs in Metropolitan America"